



ENERGETIC
LIGHTING

Project:		Catalog #:		Type:	
----------	--	------------	--	-------	--

Prepared by:		Notes:		Date:	
--------------	--	--------	--	-------	--

LHBA

LED Compact Linear Highbay
Selectable CCT and Wattage
Plug & play occupancy sensor option •5-yr Warranty



KEY FEATURES

- EZCCT field-selectable CCT for all models with - 4000K & 5000K @ >90 CRI
- EZWATT field-selectable wattage for all models
- Various profiles available for design flexibility
- Compact Size due to a unique rear heat sink design
- Field-installable EM available using optional bracket-mount kit
- Easy plug-in motion sensor option available - programmable with wireless remote
- Suspension chain hardware included, with optional surface or pendant mount kits available
- Configure fixture with optional front wire guards if needed



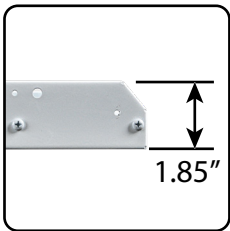
Highlights



CCT color-selection switch located on back, choose between 4000K or 5000K



Efficient heatsink fins keep the LEDs operating at optimum temperatures



Ultra thin housing profile to reduce plenum head space during installation



Variety of trade-size conduit knockouts located at both ends and back



Optional plug&play occupancy sensor, with available wireless remote controller

Load Information

Input Voltage	120-277Vac	
Power Factor	0.9	
THD	20%	
Low Temp Start	-20°C (-4°F)	
Max Temp	50°C (122°F)	
Unit Weight	LHBANP300SE...	7.9 LBS
	LHBANP420SE...	12.5 LBS

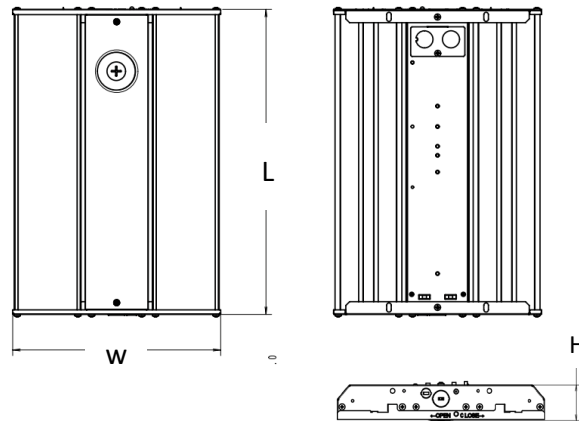
Shipping Information

Model #	Weight	Box Qty.	Box Dim.
LHBANP300SE84050	5.8 lbs	1 per	17" x 11.5" x 3"
LHBANP420SE84050	TBA	1 per	TBA

Lumen Maintenance

Ambient Temp	TM-21 Lumen Maint. (50,000 hours)
25°C	>70%

Dimensions










Model No.	Dimensions (inches)		
	L	W	H
LHBANP300SE84050	15.85	10.79	1.85
LHBANP420SE84050	22.15	10.79	1.85

STOCK ORDERING INFORMATION

Catalog Logic	Order #	Lumens	Wattage	LPW	Color Temperature	CRI	Voltage	Dimming	Certifications	Pallet Qty
LHBANP300SE84050	81095	30000 - 24000 - 18000 select	200, 160, 120 select	145	4000K, 5000K selectable	82	120-277	0-10v	ETL, DLC-P	TBA
LHBANP420SE84050	81096	40000 - 33000 - 30000 select	280, 230, 200 select	145	4000K, 5000K selectable	82	120-277	0-10v	ETL, DLC-P	TBA

Optional Accessories

Accessory	Order Code	Description	Reference
Surface mount kit	(TBA)	Direct surface-mounting bracket adapter	
Pendent stem kit	(TBA)	Optional adapter for drop pendant mounting	
Wire guard	(TBA)	Front diffuser steel wireguard shrouds	
Plug-in occupancy sensor	(TBA)	Plug-n-play occupancy sensor, programmable with below remote	
Occupancy sensor configuration remote	(TBA)	Wireless remote to configure motion sensor parameters above	
Emergency Battery Backup system	(TBA)	Integrated battery backup add-on system (mount with bracket below)	
Emergency Battery Backup mounting plate	(TBA)	Mounting bracket for above emergency battery system	



ENERGETIC
L I G H T I N G

LHBA

CCT&W-Select LED Linear Highbay
50,000 System Lifetime • 5-yr Warranty

NOTES:

Empty rectangular box for notes.