

Project:	Catalog#:	Type:
Prepared By:	Notes:	Date:

## E3DL

- LED Smooth/Baffled Downlight
- CCT-selectable • 5 year Warranty



### Overview

Energetic Lighting's E3DL Series retrofit down lights are designed to easily upgrade your existing 4" or 5/6" inch recessed fixture affordably and can be as simple as replacing an incandescent lamp. ENERGY STAR® certified and can be used to comply with Title-24 and JA8 high efficacy light source requirements. The E3DL series provides the perfect blend of performance and reliability at an affordable value to the customer. The E3DL 4" | 5/6" delivers a minimum of 650LM | 1200LM lumens of quality illumination while providing as much as 85% savings in energy consumption. Fixtures feature a white aluminum stepped baffle with a recessed diffusing lens to conceal the LED array that provides a pixel free visual appearance. The integrated ezCCT field selectable CCT is standard in the E3DL series. This greatly helps to reduce SKU complexity while providing design flexibility for applications that may require multiple color temperatures on the same project.

### Features

- Ez-CCT: Selectable 2700K ,3000K, 3500K, 4000K, 5000K for 4" | 5/6"
- 4" round, 650 lumens minimum, 10W, 120V
- 5/6" round, 1200 lumens minimum, 15W, 120V
- Suitable for use in Type IC recessed location
- Standard E26 Adaptor
- Suitable for wet location
- Dimmable to 10% with many 120V TRIAC & ELV dimmers

### Applications

- Residential and Multi-family
- Commercial and Retail
- Office and Hallway
- Healthcare and Hospitality
- General Indoor Area




### Highlights 4"



New Smooth housing for new designer look.



A compact 4 inch housing base retrofit kit.



A five ezCCT color selectable switch to brighten up any room.

### Highlights 5/6"



New Smooth housing for new designer look.



A compact 6 inch housing base retrofit Kit



A five ezCCT color selectable switch to brighten up any room.

### Load Information

Input Voltage	120 Vac	
Power Factor	>0.90	
THD	<20%	
Low Temp Start	-25°C (13°F)	
Max Temp	45°C (113°F)	
Unit Weight	4"	0.3 lbs
	5/6"	0.5 lbs

### Shipping Information

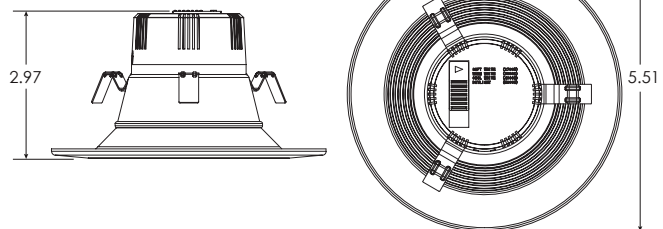
Item	Weight	Box Qty.
4"	19.2 lbs	64 pcs
5/6"	24 lbs	48 pcs

### Lumen Maintenance

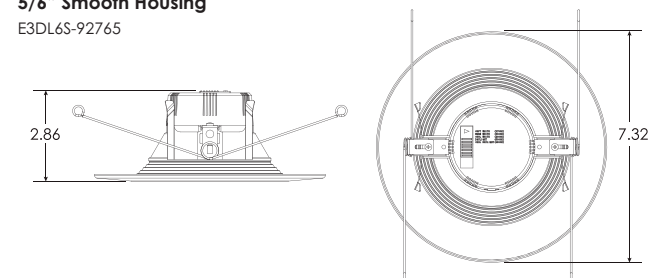
Housing Type	Ambient Temperature	TM-21 Lumen Maintenance (50,000 hours)	Theoretical L70 (hours)
4" Smooth	25°C	>78%	54,000
5"/6" Smooth	25°C	>78%	54,000

### Dimensions

#### 4" Smooth Housing E3DL4S-92750



#### 5/6" Smooth Housing E3DL6S-92765



## Model Ordering Number Breakdown

Series Prefix	Size/Trim	CRI	CCT
<b>E3DL</b>	<b>4S</b>	<b>9</b>	<b>2750</b>
<b>E3DL</b> Energetic LED Downlight CCT-selectable	<b>4S</b> 4" Smooth <b>6S</b> 6" Smooth <b>4B</b> 4" Baffled <b>6B</b> 6" Baffled	<b>9</b> 90 CRI	<b>2750</b> 2700K, 3000K, 3500K, 4000K, 5000K

## STOCK ORDER INFORMATION

4" Profile

### CCT Selectable 4"

Model Number	Order#	Lumens	Wattage	LPW	Color Temp	CRI	Voltage	Dimming	ES	Pallet Qty
E3DL4S-92750	50052	650LM	10W	65	2700K,3000K,3500K, 4000K 5000K selectable	90	120V	Triac	Energy Star	960
E3DL4B-92750	50050	650LM	10W	65	2700K,3000K,3500K, 4000K 5000K selectable	90	120V	Triac	Energy Star	960

5/6" Profile

### CCT Selectable 5/6"

Model Number	Order#	Lumens	Wattage	LPW	Color Temp	CRI	Voltage	Dimming	DLC	Pallet Qty
E3DL6S-92750	50053	1200LM	15W	80	2700K,3000K,3500K, 4000K 5000K selectable	90	120V	Triac	Energy Star	TBA
E3DL6B-92750	50054	1200LM	15W	80	2700K,3000K,3500K, 4000K 5000K selectable	90	120V	Triac	Energy Star	TBA